

# Let's apply for MSP together

## What do you need?

1. A scanned copy or a digital photo of your study permit
2. A computer, preferred, or a cellphone
3. A Social Insurance Number and Canadian tax assessment or affidavit, if applying for BC Fair PharmaCare at the same time

## Where should you start?

1. Apply online at [www2.gov.bc.ca/gov/content/health/health-drug-coverage/ahdc](http://www2.gov.bc.ca/gov/content/health/health-drug-coverage/ahdc)



THE UNIVERSITY OF BRITISH COLUMBIA

International Student Development  
Student Development & Services

# MSP Application



[Home](#) > [Health](#) > [Health & Drug Coverage](#) >

## Apply for B.C. health and drug coverage

On this page: [What you need to apply](#) | [After you apply](#) | [Apply online](#) | [Apply by mail](#) | [Contact us](#)

Use this single form to apply for one or more of these programs:

### [Medical Services Plan \(MSP\)](#)

Pays for medically required services of physicians and surgeons, and dental or oral surgery performed in a hospital. B.C. residents must by law enrol in MSP. You must physically be in B.C. to enrol in MSP.

[Apply now](#)

### [Fair PharmaCare](#)

Helps pay for some drugs and medical devices and supplies, such as prostheses and diabetes supplies. It is based on income. The less you earn, the more help you get.

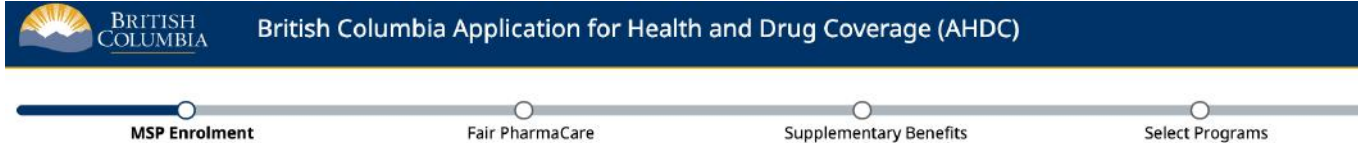
### [Supplementary Benefits](#)

Provides partial payment for certain medical services, such as acupuncture and massage therapy, and may provide access to other income-based programs. Individuals or families must have an adjusted net income of \$42,000 a year or less to be eligible.

To apply for Fair PharmaCare and/or Supplementary Benefits, you must be enrolled in MSP already or applying for MSP at the same time.

[← Click "Apply Now"](#)

# MSP Enrolment — Part 1



## British Columbia Application for Health and Drug Coverage

B.C. residents can apply for one, two or three programs using this form:

- Medical Services Plan
- Fair PharmaCare
- Supplementary Benefits

Answer the following questions to see which programs you are eligible for and make sure you have what you need to apply.

## Medical Services Plan (MSP) eligibility

1. Will you use this form to apply for MSP?

- Yes
- No, I am already enrolled. Continue to Fair PharmaCare. You will need to provide your Personal Health Number.

2. Do you currently live in B.C. and have a B.C. address where you can receive mail?

- Yes
- No

← Answer "Yes" here because this triggers another set of questions which you will not be able to answer accurately

# MSP Enrolment — Part 2



3. Will anyone included in this application be away from B.C. for more than 30 days in total during the next six months?

Yes

No

4. Is anyone included in this application: a student returning to a province outside B.C. at the end of a course or program; an unaccompanied minor; or a person seeking refugee status?

Yes

No

5. To apply for MSP, you must upload a digital copy of one the documents below for each person included in this application. The document must show full legal name and legal status in Canada.

Canadian Citizens	Permanent Residents	Temporary Document Holders
<ul style="list-style-type: none"><li>• Canadian birth certificate</li><li>• Canadian Citizenship Card (front and back)</li><li>• Certificate of Canadian Citizenship (front and back)</li><li>• Canadian passport</li><li>• First Nations status card</li><li>• Métis status card</li></ul>	<ul style="list-style-type: none"><li>• Record of Landing</li><li>• Confirmation of Permanent Residence</li><li>• Permanent resident card (front and back)</li></ul>	<ul style="list-style-type: none"><li>• Study permit</li><li>• Work permit (Working Holiday permit must include a letter of employment)</li><li>• Visitor permit (accompanying spouse or child)</li></ul>

Do you have digital copies of the documents for each person included in this application?

Yes

No

← Answer “No” here because this triggers another set of questions which you will not be able to answer accurately

Continue

# Fair PharmaCare — Part 1



British Columbia Application for Health and Drug Coverage (AHDC)



## Fair PharmaCare eligibility

1. Will you use this form to apply for Fair PharmaCare?

- Yes
- No (Continue to Supplementary Benefits)

← As of October 2022, you can apply for BC MSP, BC Fair PharmaCare, and Supplementary Benefits (Canadian citizens and permanent residents) in one application. You can also apply for the BC Fair PharmaCare separately at a later date. To learn more, please visit:

[www2.gov.bc.ca/gov/content/health/health-drug-coverage/pharmacare-for-bc-residents/who-we-cover/fair-pharmacare-plan](http://www2.gov.bc.ca/gov/content/health/health-drug-coverage/pharmacare-for-bc-residents/who-we-cover/fair-pharmacare-plan)

Continue

# Fair PharmaCare — Part 2



## Fair PharmaCare eligibility

1. Will you use this form to apply for Fair PharmaCare?

- Yes
- No (Continue to Supplementary Benefits)

2. To apply for Fair PharmaCare, you must:

- be enrolled in MSP or be using this application form to also apply for MSP; and
- have filed an income tax return with the Canada Revenue Agency (CRA) for the relevant taxation year (two years before the current year).

Do you meet the above eligibility criteria?

- Yes
- No

3. To apply for Fair PharmaCare, you must provide the following information:

- Social Insurance Number (SIN) for you and (if applicable) your spouse;
- Net Income (Line 23600) from your and (if applicable) your spouse's CRA Notice of Assessment (NOA), Notice of Reassessment (NORA) or federal income tax return for the tax year two years before the current year; and
- Registered Disability Savings Plan (RDSP) income (Line 12500) if applicable.

Do you have this information to include with your application?

- Yes
- No

← If you did not file taxes in Canada 2 years ago, you may be able to submit a [Fair PharmaCare Proof of Income Affidavit](#)

← If you do not have a Social Insurance Number (SIN), apply for a SIN with Service Canada, then apply for Fair PharmaCare separately in the future

Continue

# Supplementary Benefits



British Columbia Application for Health and Drug Coverage (AHDC)



## Supplementary Benefits eligibility

1. Will you use this form to apply for Supplementary Benefits?

Note: If you or your spouse (who may not live in B.C. or Canada) earned income outside Canada during the most recent tax year, you must submit your application for Supplementary Benefits using the print form (HLTH 101) available [here](#).

Yes

No

← Select "No", since to apply for Supplementary Benefits you must have resided in Canada as a Canadian citizen or permanent resident for at least the last 12 months immediately preceding the application

Continue



# Select Programs



British Columbia Application for Health and Drug Coverage (AHDC)



## Select programs

Based on the information you provided, you are eligible to apply for the programs indicated below. If you choose not to apply for a program, remove the checkmark from that program.

- MSP Enrolment
- Fair PharmaCare
- Supplementary Benefits


Eligibility questionnaire not answered.

Continue



# Spouse Info - Part 4



 **British Columbia Application for Health and Drug Coverage (AHDC)**

Select Programs Submit

### Add person

Applicant info

First name

Middle name (optional)


Last name

Birthdate  
Month

Social Insurance Number (SIN)

#### Information collection notice

Your personal information is collected by the Ministry of Health under the authority of sections 26(a) and (c) of the *Freedom of Information and Protection of Privacy Act (FIPPA)*. It is collected for the purpose of administering Medical Services Plan and Supplementary Benefits under the *Medicare Protection Act*, and to determine, verify and administer your and your family's Fair PharmaCare coverage under the *Pharmaceutical Services Act*. If you have questions about the collection of personal information on this form, contact the HIBC Chief Privacy Officer at PO Box 9035 STN Prov Govt, Victoria BC V8W 9E3; or call 604 683-7151 (Vancouver) or 1 800 663-7100 (toll free).



Enter the text you either see in the box or you hear in the audio

I have read and understand this information

# Personal Information — Part 1



BRITISH  
COLUMBIA

British Columbia Application for Health and Drug Coverage (AHDC)



## Add personal information and upload documents

### Applicant information

First name

Middle name (optional)

Last name

Birthdate



# Personal Information — Part 2



Social Insurance Number (SIN)

XXX XXX XXX

Your SIN will be used to verify your income for Fair PharmaCare and Supplementary Benefits (as applicable)

Gender

- Male (M)
- Female (F)
- X

Tip

If the gender you select does not match the gender on your supporting document(s), you must submit an application for change of gender designation. For more information see [Change Your Personal Information](#).

## Your status in Canada

Provide your immigration status. You will need to upload documents that show your status in Canada. For arrivals through the Canada-Ukraine authorization for emergency travel (CUAET) program, please select 'Temporary Permit Holder or Diplomat' from the menu below.

Immigration status in Canada

Temporary document holder or diplomat

- Work permit / CUAET
- Study permit
- Religious worker
- Diplomat

# Personal Information — Part 3



## Documents

Provide a copy of an accepted document that shows your status in Canada. If your name is different from the name on the document, you must also upload a copy of a marriage certificate, divorce decree, or name change certificate that shows your full legal name.

Document type

Study permit

Does the document that shows your status in Canada match your selected gender designation?

- No  
 Yes

## Study permit



### Select a file

Click add, or drag and drop a file into this box



[Remove](#)



[Add](#)

### Tip

Document samples:

[Study permit](#)

Scan the document or take a photo of it.

Make sure that it is:

- The entire document, from corner to corner
- Rotated correctly (not upside down or sideways)

# Personal Information — Part 4



Is your name different from the name on your document?

No

Yes

## Moving information

From which province or jurisdiction?

Ireland

Have you moved to B.C. permanently?

No

Yes

Arrival date in B.C.

September

3

2022



Arrival date in Canada

September

3

2022



A permanent move means that you intend to make B.C. your primary residence for 6 months or longer. If you leave B.C. within 6 months of enrolling for MSP, you may have to repay your medical expenses.

← Answer "Yes" here to ensure your application is processed as a resident of BC

# Personal Information — Part 5



Since you arrived in B.C., have you left the province for more than 30 days in total in the past 12 months?

If you have been living in B.C. for less than 12 months, please indicate any absences since arrival.

No

Yes

Do you have a previous B.C. Personal Health Number?

No

Yes

Are you a full-time student in B.C.?

No

Yes

← Answer “No” here because this triggers another set of questions which you will not be able to answer accurately

Continue

# Spouse Information — Part 1



British Columbia Application for Health and Drug Coverage (AHDC)



## Spouse information

To be eligible for coverage, a spouse must be a B.C. resident.

Do you have a spouse or common-law partner?

- No
- Yes

← Answer "Yes" if you want to enroll your spouse or common-law partner for BC MSP in the same application and they have arrived in Canada

# Spouse Information — Part 2



British Columbia Application for Health and Drug Coverage (AHDC)



## Spouse information

To be eligible for coverage, a spouse must be a B.C. resident.



First name

Middle name (optional)

Last name

Birthdate



# Spouse Information — Part 3

Social Insurance Number (SIN)

XXX XXX XXX

Your spouse's SIN will be used to verify your income for Fair PharmaCare and Supplementary Benefits (as applicable)

Gender

- Male (M)
- Female (F)
- X

#### Tip

If the gender you select does not match the gender on your spouse's supporting document(s), they must submit an application for change of gender designation. For more information see [Change Your Personal Information](#).

## Spouse's status in Canada

Provide your spouse's immigration status. You will be need to upload documents that show your spouse's status in Canada. For arrivals through the Canada-Ukraine authorization for emergency travel (CUAET) program, please select "Temporary Permit Holder or Diplomat" from the menu below.

Immigration status in Canada

Temporary document holder or diplomat

- Work permit / CUAET
- Study permit
- Religious worker
- Diplomat
- Visitor permit

← Select your spouse or common-law partner's immigration status. If they are on a Visitor Record, select "Visitor permit". We have selected "Work permit / CUAET" as an example only.

# Spouse Information — Part 4

## Documents

Provide a copy of an accepted document that shows your spouse's status in Canada. If their name is different from the name on the document, you must also upload a copy of a marriage certificate, divorce decree, or name change certificate that shows their full legal name.

Document type

Work permit / CUAET

Does the document that shows your spouse's status in Canada match their selected gender designation?

- No  
 Yes

### Work permit / CUAET



#### Select a file

Click add, or drag and drop a file into this box



[Remove](#)



[Add](#)

#### Tip

Document samples:

[Work permit / CUAET](#)

Scan the document or take a photo of it.

Make sure that it is:

- The entire document, from corner to corner
- Rotated correctly (not upside down or sideways)
- In focus and easy to read

# Spouse Information — Part 5



Is your spouse's name different from the name on their document?

No

Yes

## Moving information

From which province or jurisdiction?

Ireland

Has your spouse moved to B.C. permanently?

No

Yes

Arrival date in B.C.

September

3

2022



Arrival date in Canada

September

3

2022



A permanent move means that you intend to make B.C. your primary residence for 6 months or longer. If you leave B.C. within 6 months of enrolling for MSP, you may have to repay your medical expenses.

← Answer "Yes" here to ensure your application is processed as a resident of BC

# Spouse Information — Part 6



Since your spouse arrived in B.C., have they left the province for more than 30 days in total in the past 12 months?

If your spouse has been living in B.C. for less than 12 months, please indicate any absences since arrival.

No

Yes

Does your spouse have a previous B.C. Personal Health Number?

No

Yes

← Answer "No" here because this triggers another set of questions which you will not be able to answer accurately

Continue

# Child Information — Part 1



British Columbia Application for Health and Drug Coverage (AHDC)



## Child information

A child is under 19 years old, and the applicant is their parent or legal guardian.

A dependent post-secondary student is a 19- to 24-year-old who is supported by parent(s) or guardian(s), has no spouse, and is enrolled full-time in a recognized post-secondary institution.

Do you have a child who also needs to enrol?

- No
- Yes

← Answer "Yes" if you want to enroll your children for BC MSP in the same application and they have arrived in Canada

# Child Information — Part 2



British Columbia Application for Health and Drug Coverage (AHDC)



## Child information

A child is under 19 years old, and the applicant is their parent or legal guardian.

A dependent post-secondary student is a 19- to 24-year-old who is supported by parent(s) or guardian(s), has no spouse, and is enrolled full-time in a recognized post-secondary institution.

### ▼ Child 1 information ✕

How old is your child?

- 0-18 years
- 19-24 years (must be a full-time student)

Tip

You can include your 19- to 24-year-old child on your MSP account if they are enrolled in full-time studies.

# Child Information — Part 3



First name

Middle name (optional)

Last name

Birthdate



Gender

- Male (M)
- Female (F)
- X

If your child is 19 to 24 and not in full-time studies, they must apply separately for their own MSP coverage.

If your child is 25 or older, they must apply separately for their own MSP coverage.

Tip

If the gender you select does not match the gender on your child's supporting document(s), they must submit an application for change of gender designation. For more information see [Change Your Personal Information](#).

# Child Information — Part 4



## Child's status in Canada

Please provide your child's immigration status. You will be required to upload documents to support your child's status in Canada. For arrivals through the Canada-Ukraine authorization for emergency travel (CUAET) program, please select "Temporary Permit Holder or Diplomat" from the menu below.

Immigration status in Canada

Work permit / CUAET

Study permit

Religious worker

Diplomat

Visitor permit

← Select your children's immigration status. If they are on a Visitor Record, select "Visitor permit". We have selected "Study permit" as an example only.

## Documents

Provide a copy of an accepted document that shows your child's status in Canada. If their name is different from the name on the document, you must also upload a copy of a name change certificate that shows their full legal name.

Document type




# Child Information — Part 5





Does the document that shows your child's status in Canada match their selected gender designation?

- No
- Yes

## Study permit

 **Select a file**  
Click add, or drag and drop a file into this box

  
[Remove](#)

  
[Add](#)

### Tip

Document samples:

[Study permit](#)

Scan the document or take a photo of it.

Make sure that it is:

- The entire document, from corner to corner
- Rotated correctly (not upside down or sideways)
- In focus and easy to read
- A JPG, PNG, GIF, BMP or PDF file

Is your child's name different from the name on their document?

No

Yes

# Moving Information



## Moving information

From which province or jurisdiction?

Ireland

Has your child moved to B.C. permanently?

No

Yes

Arrival date in B.C.

September

3

2022



Arrival date in Canada

September

3

2022



Since your child arrived in B.C., have they left the province for more than 30 days in total in the past 12 months?

If your child has been living in B.C. for less than 12 months, please indicate any absences since arrival.

No

Yes

Does your child have a previous B.C. Personal Health Number?

No

Yes

A permanent move means that you intend to make B.C. your primary residence for 6 months or longer. If you leave B.C. within 6 months of enrolling for MSP, you may have to repay your medical expenses.

← Answer "Yes" here to ensure your application is processed as a resident of BC

← Answer "No" here because this triggers another set of questions which you will not be able to answer accurately

Add Child

Continue

# Fair PharmaCare Financial Information



## Fair PharmaCare financial information

Enter the net income (Line 23600) from your 2020 CRA Notice of Assessment (NOA, [sample](#)).

Enter the net income (Line 23600) from your spouse's 2020 CRA Notice of Assessment (NOA, [sample](#)).

## Registered Disability Savings Plan

Enter the Registered Disability Savings Plan income (Line 12500) from your 2020 tax return if applicable.

Enter the Registered Disability Savings Plan income (Line 12500) from your spouse's 2020 tax return if applicable.

Total net income	\$0
<b>Deductions</b>	
Total RDSP income	\$0
Total deductions	\$0
Adjusted income	\$0

Based on the information you entered, you may be eligible for the level of coverage below. Coverage is temporary until we verify your income with the CRA.

### Level of coverage

\$0 ∞



PharmaCare pays 100% of eligible drug costs

← Provide the net income information for the required fiscal year (if you did not file taxes in Canada, then refer to the [Fair PharmaCare Proof of Income Affidavit](#))

Continue

# Contact Information — Part 1



 **British Columbia Application for Health and Drug Coverage (AHDC)**



## Contact information

### Residential address

Your residential address is the address where you currently live in B.C.

Full street address

Address Line 2 (optional)

Address Line 3 (optional)

### Mailing address

Enter your mailing address if it is different from your residential address.

**My Mailing Address is Different**

# Contact Information — Part 2



City

Vancouver

Province

British Columbia

Jurisdiction

Canada

Postal Code

V5R 3R5

This is my mailing address.

## Phone

Phone number (optional)

(604) 555-5555

### Tip

Please provide a phone number so we can contact you if there are any issues with your application.

← Check the box if this is your mailing address. Your MSP card and monthly invoices will be sent to this address.

Continue

# Review



 **BRITISH COLUMBIA** British Columbia Application for Health and Drug Coverage (AHDC)



## Review

### Applicant information [Edit](#)

Name	Jane Doe
Birthdate	September 17, 1981
Applicant SIN	██████████
Gender	Female (F)
Status in Canada	Temporary document holder or diplomat > Study permit
Support document type	Study permit
Does status document match gender designation	Yes
Has name changed	No
Moved to B.C. permanently	Yes
Moved from province/jurisdiction	Ireland
Date arrived in B.C.	September 3, 2022
Date arrived in Canada	September 3, 2022

### Spouse information [Edit](#)

Name	John Doe
Birthdate	March 8, 1985
Spouse SIN	██████████
Gender	Male (M)
Status in Canada	Temporary document holder or diplomat > Work permit / CUAET
Support document type	Work permit / CUAET
Does status document match gender designation	Yes
Has name changed	No
Moved to B.C. permanently	Yes
Moved from province/jurisdiction	Ireland
Date arrived in B.C.	September 3, 2022

[Continue](#)

← Carefully review your information

# Submit — Part 1



## Declaration and consent

### Note:

- If someone with power of attorney or other legal representation agreement is signing on your behalf, check the box below and upload a copy of the agreement. Power of attorney or other legal representation will apply to all programs (MSP, Fair PharmaCare and/or Supplementary Benefits) you apply for. For Fair PharmaCare and/or for MSP, copies of the power of attorney agreement may be forwarded to the CRA if they request it.

I have power of attorney or another legal representation agreement

### MSP Authorization: Must be signed by applicant, and spouse if applicable

- I have received information about MSP. I agree to abide by the terms and conditions of MSP. I understand that if a discrepancy exists between the information provided and the legislation, the legislation will govern.
- I authorize the Ministry of Health and the Medical Services Commission to collect my health information from practitioners who provide publicly funded health care service(s) to me under MSP and other publicly funded health care programs, and I provide consent for those practitioners to disclose such information to the Ministry of Health and the Medical Services Commission for the purposes of assessing eligibility for, and in regard to the administration of, MSP and other Ministry of Health and the Medical Services Commission publicly funded health care programs.
- I declare that all information provided is true and I understand that the Ministry of Health and the Medical Services Commission and/or Health Insurance BC may verify this information with immigration authorities, law enforcement authorities and other public authorities, agencies and persons, as appropriate. I declare that all persons listed are residents of British Columbia.

Jane Doe

John Doe

← Do not check this box if applying on your own behalf

# Submit — Part 2



## Fair PharmaCare: Declaration and consent - must be signed

Your online application is now complete. In order to make your Fair PharmaCare coverage permanent, we need to check your income information with the Canada Revenue Agency (CRA). The CRA requires that you provide written consent to share your income information. If you are married or living in a marriage-like relationship, your spouse must also provide written consent.

You will receive a letter at the address you provided, asking you to agree to the following statement:

- I consent to allow the Canada Revenue Agency to release information from my income tax returns and other required taxpayer information to the B.C. Ministry of Health and Health Insurance BC as a provider of Fair PharmaCare enrolment services for the Ministry of Health.
- The information provided will be used to determine, verify and administer my and/or my family's initial and ongoing Fair PharmaCare Plan coverage.
- I understand my information will be collected, used and disclosed in accordance with the Pharmaceutical Services Act and the Freedom of Information and Protection of Privacy Act.
- This consent is valid for the two taxation years before the year in which I sign this document, for the year in which I sign it and for each following taxation year in which I and/or my family remain enrolled in the Fair PharmaCare Plan.
- I understand that I can withdraw this consent at any time by writing to Health Insurance BC, PO Box 9655 Stn Prov Govt, Victoria BC V8W 9P2. I also understand that if I withdraw my consent, my Fair PharmaCare deductible may be set to the highest amount.

## Your information

Please confirm that you (and your spouse, if you have one):

- filed tax returns for the tax year two years prior to this application, and
- agree to allow the CRA to share your income information with PharmaCare.

<input checked="" type="checkbox"/> Jane Doe
<input checked="" type="checkbox"/> John Doe

Submit